



# SPRING+SUMMER 2023 OUTREACH CLASSES

Book now through July 31, 2023




Register now to host a Textile Center class at your library or organization, in person or online via Zoom! Not only will you create something beautiful, but you will also learn useful fiber art skills through hands-on projects that enhance wellbeing.

Contact Chloe Russell Chang at  
[crussell@textilecentermn.org](mailto:crussell@textilecentermn.org)  
or 612-436-0464 for questions and reservations.

# CLASSES FOR YOUTH • AGES 7 – 12

Maximum enrollment for all youth classes is 12 students.




## WEAVING WITH BEADS

The design possibilities are endless when weaving with beads! Learn the basics of weaving and create a patterned piece — perfect for displaying on your wall or wearing!



## MACRAMÉ KEYCHAIN

Create a keychain or friendship bracelet by using macramé techniques to tie colorful yarns into artful knots! Your eye-catching artworks will be as strong as they are beautiful!



## COOKIE CUTTER NEEDLE FELTING

Using wool fibers, a special felting needle, and a cookie cutter template, learn this simple process for creating colorful felted shapes!




## CLAY BEAD CREATIONS

Learn the basics of working with polymer clay - marbling, ball rolling, coiling and more! Use these techniques to make unique beads that you can turn into a keychain, jewelry, or other decoration.



# INTERGENERATIONAL CLASSES FOR AGES 13+


Maximum enrollment for all intergenerational classes is 15 students.



## SUMINAGASHI MARBLED PAPER

Experience the marbling magic of Suminagashi! Create whimsical patterns by transferring floating ink from water to paper. These marbled designs will create unique and unrepeatable prints on your paper — great for cards or wall art!

\*Requires access to water.



## WET FELTED TRIVET

Using vibrant, colorful wool roving, learn how to wet felt by using soapy water to compress the fibers into fabric. Create a mesmerizing design that will capture all the water droplets off of your ice-cold summer drinks.

\*Requires access to water.



## MINI LATCH-HOOK RUG

The 1970's latch hook rug craze is back! You will learn to use a latch hook tool, yarn, and a gridded rug backing to design your very own contemporary- or vintage-inspired mini rug, perfect to hang on your wall or use as a coaster!



## EMBROIDERED NAME TAG

Using embroidery floss, a needle, and a variety of stitching techniques, you'll create a colorful nametag that uniquely represents YOU! Perfect for displaying your name, nickname, or pronouns. Stitch on sequins or beads to make it stand out!



# ADULT CLASSES

Maximum enrollment for all adult classes is 15 students.



## HANDSPUN MINI TAPESTRY

Learn the elements of weaving, from yarn to tapestry! You'll learn to warp the loom, along with a variety of weaving techniques. Finish your piece by spinning a bit of yarn using a drop-spindle and wool roving.




## VISIBLE MENDING SAMPLER

Extend the life of your favorite worn out, scuffed, or stained clothing pieces by mastering mending techniques that will keep your wearables out of the landfill and in your closet. It doesn't hurt that they're decorative, too!



## CROCHETED GRANNY SQUARES

Granny Squares are a fabulous way to use up pesky pieces of leftover yarn while creating something decorative and useful! Once you understand the foundational stitches that make up a granny square, you can create anything from blankets to clothing!



## BORO STITCHED COASTER

Boro is a Japanese word, meaning tattered. This practical process of preserving and reusing fabric scraps is not only useful, but beautiful, too! Using tiny pieces of fabric and a running stitch, you'll learn to make use of your fabric scraps by creating a set of coasters.

# GUIDELINES & INFORMATION

To book classes, contact Chloe Russell at [crussell@textilecentermn.org](mailto:crussell@textilecentermn.org).

## CLASS COST

\$340 for each class session, includes all materials and teaching fees, for up to 15 students in a class; 12 students max for youth-oriented classes — for ages 7 – 12.

## DIGITAL CLASSES

- Pricing includes up to \$20 for packing, shipping, and handling of supplies.
- Supplies will be shipped 1-2 weeks prior to the scheduled class date.
- Include live Zoom delivery of class sessions from our production classroom at Textile Center, with overhead detail camera view of process and closed captioning to assist teaching excellence.
- Textile Center does not produce pre-recorded classes, or record these live class sessions, due to licensing and distribution restrictions.

## IN-PERSON CLASSES

- Pricing includes up to 40 miles of round-trip travel for instructors, from Textile Center to your site.
- Additional miles are added to the contract and invoiced at current IRS rate of 65.5 cents/mile for 2023.
- Please provide your organization's COVID safety policies so we are aware of the liability that may occur at your site.

To discuss other options, please contact Chloe Russell at [crussell@textilecentermn.org](mailto:crussell@textilecentermn.org).

## CLASS LENGTH

60-90 minutes per class, customized to length and program needs.

## AGES AND CLASS CAPACITIES

Each session is a stand-alone project designed for beginners at the minimum age listed; students do not need any prerequisite skills.

Our classes are open to all ages, over the minimum age listed. Please respect the age listed on the descriptions when registering students for class. Having a guardian present doesn't override age requirements.

## ACCESSIBILITY

Please notify us in advance if there are additional accessibility requests for the class. We make every effort to accommodate all students with advance notice.

## TIMING AND LOGISTICS

- Classes can be scheduled on both weekdays and weekends. Zoom sessions will open 15 minutes prior to start time, to allow for a tech check and a supply check.
- Sessions with a \* will note additional required supplies not provided by Textile Center.
- FOR DIGITAL CLASSES: We ask that all participants have a sturdy work table, with a clear work space in front of their computer, tablet, or phone for working during class.
- FOR IN-PERSON CLASSES: We ask that sturdy work tables be provided, in a pandemic-safe environment, to keep our instructors and your patrons and staff safe.
- Most class projects will be finished within the 60 – 90 minute class.
- Depending on how much of the supplies is used during the actual class time, you may have extra materials to make another project.

## INSTRUCTORS

Teaching artists are contracted per their experience in the medium. Our artists are skilled in instructing students of all ages and abilities.

## PROMOTING CLASSES

- If you need to revise or clarify class descriptions, please check with us first. We want to ensure that the instructor is prepared to teach the same class your patrons are expecting.
- We love it when classes are full! If you need anything to help with promos, please contact us.
- Please note that materials used in class might differ slightly from ones pictured in the finished projects that accompany the class descriptions.